



Republic of the Philippines  
**Department of Education**  
REGION I



JUN 16 2023

**REGIONAL MEMORANDUM**


No. 546 s. 2023

To: Schools Division Superintendents

**PROCUREMENT STATUS REPORT OF LEARNING TOOLS AND  
EQUIPMENT (LTE) OF FY 2021 AND 2022**

1. In reference to Memorandum DM-CT-2023-158 from the Office of the Undersecretary for Curriculum and Teaching and COA AOM No. 2023-010 (2022), the Curriculum and Teaching Strand, through the Bureau of Learning Resources-Cebu has been directed to submit the status of the procurement made by the DepEd SDOs under the FY 2021-2022 LTE Funds.
2. Relative to this, Schools Division Offices are requested to accomplish their respective reports which could be accessed through the link: <https://bit.ly/lte-procurement-status>, on or before **June 26, 2023**.
3. Should there be any queries or concerns, please contact **Mr. Aljanro M. Bertuoso** or **Mr. Jaymar N. Arioja** of the BLR Cebu Office through email: [blr.cebuh@deped.gov.ph](mailto:blr.cebuh@deped.gov.ph) or telephone numbers: (032) 230-7939 and (032) 230-7948.
4. Attached are the Lists of Schools Division Offices Recipient of FY 2021 & 2022 Learning Tools and Equipment Downloaded Funds for reference.
5. For information and immediate compliance.

For the Regional Director:

  
**ATTY. RHEA JOY L. CARBONELL**  
Chief Administrative Officer  
Administrative Division *RJC*

Encl.: As stated  
Reference: DM-CT-2023-138



Address: Flores St., Catbangan, City of San Fernando, La Union  
Telephone Nos.: (072) 607-8137/682-2324  
Email Address: [region1@deped.gov.ph](mailto:region1@deped.gov.ph)  
Website: [www.depedro1.com](http://www.depedro1.com)

To be indicated in the Perpetual Index  
Under the following subjects:

PROCUREMENT REPORT

LEARNING TOOLS AND EQUIPMENT

CLMD/gaa.rcp/RM\_Procurement\_StatusReport\_Learning Tools & Equipment\_LTEFunds  
June 15, 2023





Republic of the Philippines  
**Department of Education**

OFFICE OF THE UNDERSECRETARY FOR CURRICULUM AND TEACHING

**MEMORANDUM**  
**DM-CT-2023- 158**

TO : **REGIONAL DIRECTORS**  
**SCHOOLS DIVISION SUPERINTENDENTS**  
**ALL OTHERS CONCERNED**

FROM :   
**GINA O. GONONG**  
Undersecretary for Curriculum and Teaching

  
**REVSEE A. ESCOBEDO**  
Undersecretary for Operations

SUBJECT : **PROCUREMENT STATUS REPORT OF LEARNING TOOLS**  
**AND EQUIPMENT (LTE) OF FY 2021 AND 2022**  
**DOWNLOADED FUNDS**

DATE : **June 13, 2023**

In reference to **COA AOM No. 2023-010 (2022)**, the Curriculum and Teaching Strand, through the Bureau of Learning Resources – Cebu, has been directed to “Submit the status of the procurement made by the DepEd SDOs under the FY 2021 – 2022 LTE Funds”.

Relative to this, the Schools Division Offices are requested to accomplish their respective reports which could be accessed through this link: <https://bit.ly/lte-procurement-status>, on or before **June 26, 2023**.

Should there be any queries or concerns, please contact **Mr. Aljanro M. Bertuoso**, Engineer III or **Mr. Jaymar N. Arioja**, Science Research Technician IV of the Bureau of Learning Resources Cebu Office through email: [blr.ceb@deped.gov.ph](mailto:blr.ceb@deped.gov.ph) or telephone numbers: (032) 230-7939 and (032) 230-7948

For your immediate compliance.

Attachments:

1. List of Schools Division Offices Recipient of FY 2021 & 2022 Learning Tools and Equipment Downloaded Funds.

1/F Bonifacio Building, DepED Complex, Meralco Avenue, Pasig City, Philippines  
Direct Line: (632) 8633-7202/8687-4146 Fax: (632) 8631-5057  
E-mail: [ouct@deped.gov.ph](mailto:ouct@deped.gov.ph)



**List of Schools Division Offices Receipt of FY2021 & 2022 Learning Tools and Equipment Downloaded Funds**

No.	Region - Division	Technical/Vocational Livelihood				Science and Math			
		SARO No. (MOOE)	Target Quantity (in pieces)	SARO Amount	SARO No. (MOOE)	Target Quantity (in pieces)	SARO Amount	SARO No. (MOOE)	Quantity
1	BARM - Cotabato City		1	4,271.00		54	25,025.20		
2	BARM - Maguindanao I		552	503,200.00		629	831,712.90		
3	CAR - Abra	OSEC-CAR-21-5443	1	4,271.00	OSEC-CAR-22-0232	313	536,470.78	OSEC-CAR-22-0187	
4	CAR - Apayao							OSEC-CAR-22-0188	
5	CAR - Benguet		2,636	2,862,769.00	OSEC-CAR-22-0388	23	546,749.32	OSEC-CAR-22-0189	
6	CAR - Ifugao		1	5,817.00	OSEC-CAR-22-0235	943	968,256.80	OSEC-CAR-22-0190	
7	CAR - Kalinga		1,484	1,447,612.00	OSEC-CAR-22-0389	672	742,376.46	OSEC-CAR-22-0191	
8	CAR - Mt. Province		1,976	1,217,931.00	OSEC-CAR-22-0237	954	1,239,219.72	OSEC-CAR-22-0192	
9	CAR - Tabuk City		1	4,271.00	OSEC-CAR-22-0390	5	101,868.89	OSEC-CAR-22-0193	
10	CARAGA - Agusan del Norte		1	4,271.00	OSEC-13-22-0475	2	34,037.35	OSEC-13-22-0174	
11	CARAGA - Agusan del Sur					646	575,688.53	OSEC-13-22-0175	
12	CARAGA - Bayugan City					717	690,605.05	OSEC-13-22-0176	
13	CARAGA - Bislig City					556	880,442.86	OSEC-13-22-0177	
14	CARAGA - Butuan City					588	1,128,467.04	OSEC-13-22-0178	
15	CARAGA - Cabadbaran City					164	132,131.50	OSEC-13-22-0179	
16	CARAGA - Dinagat Island							OSEC-13-22-0180	
17	CARAGA - Siargao							OSEC-13-22-0181	
18	CARAGA - Surigao City							OSEC-13-22-0182	
19	CARAGA - Surigao del Norte					313	536,470.78	OSEC-13-22-0183	
20	CARAGA - Surigao del Sur					436	623,808.33	OSEC-13-22-0184	
21	CARAGA - Tandag City					517	565,908.37	OSEC-13-22-0185	
22	CARAGA - Tacloban City		1,557	1,451,654.00	OSEC-NCR-22-0374	42	1,025,423.95	OSEC-NCR-22-0194	
23	NCR - City of San Juan	OSEC-NCR-21-5444						OSEC-NCR-22-0195	
24	NCR - Las Piñas City							OSEC-NCR-22-0196	
25	NCR - Malabon City							OSEC-NCR-22-0197	
26	NCR - Mandaluyong City							OSEC-NCR-22-0198	
27	NCR - Manila		1,669	1,058,241.00	OSEC-NCR-22-0375	23	546,749.32	OSEC-NCR-22-0199	
28	NCR - Marikina City							OSEC-NCR-22-0200	
29	NCR - Navotas		1	4,271.00				OSEC-NCR-22-0201	
30	NCR - Parañaque City		1	4,271.00	OSEC-NCR-22-0376	2	34,037.35	OSEC-NCR-22-0202	
31	NCR - Pasay City					3	85,349.50	OSEC-NCR-22-0203	
32	NCR - Pasig City					3	85,349.50	OSEC-NCR-22-0204	
33	NCR - Quezon City		12,118	14,265,424.00	OSEC-NCR-22-0378	315	7,690,679.61	OSEC-NCR-22-0205	
34	NCR - Taguig		309	168,232.00	OSEC-NCR-22-0379	6	170,699.00	OSEC-NCR-22-0206	
35	NCR - Valenzuela City		1	4,271.00	OSEC-NCR-22-0380			OSEC-NCR-22-0207	
36	Region I - Alaminos City		660	775,610.00				OSEC-1-22-0001	
37	Region I - Batac City					164	132,131.50	OSEC-1-22-0002	
38	Region I - Candian City							OSEC-1-22-0003	
39	Region I - Dagupan City							OSEC-1-22-0004	
40	Region I - Ilocos Norte	OSEC-1-21-5445	1,882	2,138,987.00	OSEC-1-22-0219	562	588,893.20	OSEC-1-22-0005	
41	Region I - Ilocos Sur				OSEC-1-22-0220	1,001	1,307,020.96	OSEC-1-22-0006	
42	Region I - La Union		2,481	1,664,533.00	OSEC-1-22-0221	1,278	1,346,002.67	OSEC-1-22-0007	
43	Region I - Laoag City				OSEC-1-22-0222	196	374,155.68	OSEC-1-22-0008	
44	Region I - Pangasinan I, Lingayen		1,318	672,188.00	OSEC-1-22-0223	1,220	1,418,481.28	OSEC-1-22-0009	
45	Region I - Pangasinan II, Binabunan	OSEC-1-21-5446	1,248	1,266,060.00	OSEC-1-22-0224	1,024	1,436,780.44	OSEC-1-22-0010	
46	Region I - San Carlos City	OSEC-1-21-5447	1	4,271.00	OSEC-1-22-0225	967	1,089,785.93	OSEC-1-22-0011	
47	Region I - San Fernando City							OSEC-1-22-0012	





**List of Schools Division Offices Receipt of FY2021 & 2022 Learning Tools and Equipment Downloaded Funds**  
FY2022

No.	Region - Division	Technical Vocational Livelihood				Science and Math			
		SARO No. (Capital Outlay)	Target Quantity (in pieces)	SARO Amount	SARO No. (MOOE)	Target Quantity (in pieces)	SARO Amount	SARO No. (MOOE)	Quantity
97	Region IV-A - Tanaunan City	OSEC-4A-22-0414	3	85,349.50	OSEC-4A-22-0269	186	133,901.17	OSEC-4A-22-0059	
98	Region IV-A - Tayabas City							OSEC-4A-22-0060	
99	Region IV-B - Calapan City							OSEC-4B-22-0061	
100	Region IV-B - Marikinaque	OSEC-4B-22-0415	9	179,770.35	OSEC-4B-22-0271	1,280	1,024,490.93	OSEC-4B-22-0062	
101	Region IV-B - Occidental Mindoro	OSEC-4B-22-0416	12	759,266.52	OSEC-4B-22-0272	121	73,390.39	OSEC-4B-22-0063	
102	Region IV-B - Oriental Mindoro	OSEC-4B-22-0417	36	779,211.99	OSEC-4B-22-0273	2,283	2,633,020.33	OSEC-4B-22-0064	
103	Region IV-B - Palawan	OSEC-4B-22-0418	60	1,955,389.46	OSEC-4B-22-0274	4,355	4,924,502.09	OSEC-4B-22-0065	
104	Region IV-B - Puerto Princesa City	OSEC-4B-22-0419	30	768,760.47	OSEC-4B-22-0275	2,990	3,559,278.04	OSEC-4B-22-0066	
105	Region IV-B - Romblon	OSEC-4B-22-0420	32	785,279.86	OSEC-4B-22-0276	1,274	1,248,719.91	OSEC-4B-22-0067	
106	Region IX - Dapitan City	OSEC-9-22-0458	3	85,349.50	OSEC-9-22-0393	186	133,901.17	OSEC-9-22-0133	
107	Region IX - Dipolog City		2,115	1,578,397.00	OSEC-9-22-0394	196	374,155.68	OSEC-9-22-0134	
108	Region IX - Isabela City		276	281,600.00	OSEC-9-22-0395	281	294,446.60	OSEC-9-22-0135	
109	Region IX - Pagadian City		140	143,412.00				OSEC-9-22-0136	
110	Region IX - Zamboanga City		2,150	1,728,344.00	OSEC-9-22-0336	1,172	1,531,907.20	OSEC-9-22-0137	
111	Region IX - Zamboanga del Norte		6,736	7,301,633.00	OSEC-9-22-0337	6,159	7,053,863.57	OSEC-9-22-0138	
112	Region IX - Zamboanga del Sur		2,858	3,478,785.00	OSEC-9-22-0338	2,448	2,527,770.51	OSEC-9-22-0139	
113	Region IX - Zamboanga Sibugay		5,343	5,193,086.00	OSEC-9-22-0339	2,983	4,056,624.78	OSEC-9-22-0140	
114	Region V - Albay		2,112	2,206,821.00	OSEC-5-22-0277	3,198	3,277,555.83	OSEC-5-22-0068	
115	Region V - Camarines Norte		3	12,813.00	OSEC-5-22-0278	1,055	1,133,421.68	OSEC-5-22-0069	
116	Region V - Camarines Sur		1,665	1,843,488.00	OSEC-5-22-0279	6,417	7,780,209.73	OSEC-5-22-0070	
117	Region V - Catanduanes		2,477	2,898,021.00	OSEC-5-22-0280	558	474,781.40	OSEC-5-22-0071	
118	Region V - Iriga City		421	534,371.00	OSEC-5-22-0281	117	162,315.10	OSEC-5-22-0072	
119	Region V - Legaspi City							OSEC-5-22-0073	
120	Region V - Ligo City	OSEC-5-22-0423	5	101,868.89	OSEC-5-22-0282	404	381,784.16	OSEC-5-22-0074	
121	Region V - Masbate	OSEC-5-22-0424	8	4,271.00	OSEC-5-22-0283	350	404,578.95	OSEC-5-22-0075	
122	Region V - Masbate City	OSEC-5-22-0425	4	4,271.00	OSEC-5-22-0284	754	876,959.80	OSEC-5-22-0076	
123	Region V - Naga City	OSEC-5-22-0426	2	10,088.00	OSEC-5-22-0285	593	592,703.24	OSEC-5-22-0077	
124	Region V - Sorsogon	OSEC-5-22-0427	672	1,713,452.00	OSEC-5-22-0286	2,009	2,119,086.00	OSEC-5-22-0078	
125	Region V - Sorsogon City							OSEC-5-22-0079	
126	Region V - Tabaco City							OSEC-5-22-0080	
127	Region VI - Aklan		3,104	2,274,476.00	OSEC-6-22-0288	3,882	3,747,202.70	OSEC-6-22-0081	
128	Region VI - Antique		4,734	3,262,242.00	OSEC-6-22-0289	2,881	2,748,671.26	OSEC-6-22-0082	
129	Region VI - Bacolod City							OSEC-6-22-0083	
130	Region VI - Bago City							OSEC-6-22-0084	
131	Region VI - Cadiz City							OSEC-6-22-0085	
132	Region VI - Capiz		3,355	3,047,442.00	OSEC-6-22-0292	2,707	2,655,499.47	OSEC-6-22-0086	
133	Region VI - Escalante City		1,238	1,328,892.00				OSEC-6-22-0087	
134	Region VI - Guimaras		2	8,542.00	OSEC-6-22-0293	850	1,064,394.43	OSEC-6-22-0088	
135	Region VI - Himamaylan City							OSEC-6-22-0089	
136	Region VI - Iloilo		8,377	7,948,739.00	OSEC-6-22-0294	8,833	9,026,939.42	OSEC-6-22-0090	
137	Region VI - Iloilo City		4	17,084.00	OSEC-6-22-0295	402	234,001.97	OSEC-6-22-0091	
138	Region VI - Kabanankalan City							OSEC-6-22-0092	
139	Region VI - La Carlota City		2	8,542.00	OSEC-6-22-0296	164	132,131.50	OSEC-6-22-0093	
140	Region VI - Negros Occidental		3,036	4,442,170.00	OSEC-6-22-0297	294	183,951.57	OSEC-6-22-0094	
141	Region VI - Passi City		216	1,093,559.00	OSEC-6-22-0298	5,033	4,585,021.23	OSEC-6-22-0095	
142	Region VI - Roxas City		747	894,775.00	OSEC-6-22-0299	54	25,025.20	OSEC-6-22-0096	
143	Region VI - Sagay City		4	17,084.00	OSEC-6-22-0300	370	547,917.21	OSEC-6-22-0097	
144	Region VI - San Carlos City							OSEC-6-22-0098	

**List of Schools Division Offices Recipient of FY2021 & 2022 Learning Tools and Equipment Downloaded Funds**

No.	Region - Division	Technical Vocational Livelihood				Science and Math						
		SARO No. (MOOE)	Target Quantity (in pieces)	SARO Amount	SARO No. (MOOE)	Target Quantity (in pieces)	SARO Amount	SARO No. (MOOE)	Quantity			
145	Region VI - Sillay City		2,808	2,464,324.00		42	1,025,423.95	OSEC-6-22-0302	589	776,412.70	OSEC-6-22-0099	
146	Region VI - Sipalay City		2,808	2,464,324.00	OSEC-6-22-0438		42	1,025,423.95	OSEC-6-22-0302	589	776,412.70	OSEC-6-22-0099
147	Region VII - Bais City		867	352,002.00	OSEC-6-22-0439		1	41,485.38	OSEC-6-22-0303	174	125,941.53	OSEC-6-22-0100
148	Region VII - Bayawan City		867	352,002.00	OSEC-6-22-0440		18	969,072.17	OSEC-7-22-0304	117	162,315.10	OSEC-7-22-0101
149	Region VII - Bogo City		2,597	2,978,220.00	OSEC-7-22-0441		3	85,349.50	OSEC-7-22-0305	1,025	959,271.82	OSEC-7-22-0102
150	Region VII - Bohol		2,597	2,978,220.00	OSEC-7-22-0442		67	1,808,265.09	OSEC-7-22-0306	186	139,901.17	OSEC-7-22-0103
151	Region VII - Carcar City		1,733	2,355,882.00	OSEC-7-22-0443		3	85,349.50	OSEC-7-22-0307	9,636	10,515,950.36	OSEC-7-22-0104
152	Region VII - Cebu		2,798	2,348,189.00	OSEC-7-22-0444		73	3,192,293.03	OSEC-7-22-0308	303	296,216.27	OSEC-7-22-0105
153	Region VII - Cebu City		2,798	2,348,189.00	OSEC-7-22-0445		47	1,193,744.21	OSEC-7-22-0310	5,467	4,684,208.66	OSEC-7-22-0106
154	Region VII - City of Naga, Cebu		277	255,871.00	OSEC-7-22-0446		164	132,131.50	OSEC-7-22-0311	1,759	1,635,843.67	OSEC-7-22-0107
155	Region VII - Davao City		277	255,871.00	OSEC-7-22-0447		3	85,349.50	OSEC-7-22-0312	164	132,131.50	OSEC-7-22-0108
156	Region VII - Dumaguete City		868	1,024,520.00	OSEC-7-22-0448		3	85,349.50	OSEC-7-22-0313	240	158,926.37	OSEC-7-22-0110
157	Region VII - Gulluhangan City		279	339,580.00	OSEC-7-22-0449		217	106,605.13	OSEC-7-22-0314	1,743	2,340,366.80	OSEC-7-22-0111
158	Region VII - Lapu-Lapu City		4,221	5,059,281.00	OSEC-7-22-0450		45	2,115,979.53	OSEC-7-22-0315	476	637,097.13	OSEC-7-22-0113
159	Region VII - Mandaue City		4,221	5,059,281.00	OSEC-7-22-0451		1	41,485.38	OSEC-7-22-0316	5,124	6,009,097.87	OSEC-7-22-0114
160	Region VII - Negros Oriental		433	508,604.00	OSEC-7-22-0452		3	85,349.50	OSEC-7-22-0317	174	125,941.53	OSEC-7-22-0115
161	Region VII - Siquijor		1	4,271.00	OSEC-7-22-0453		3	85,349.50	OSEC-7-22-0318	186	133,901.17	OSEC-7-22-0116
162	Region VII - Tagbilaran City		1	4,271.00	OSEC-7-22-0454		220	96,468.07	OSEC-7-22-0319	220	96,468.07	OSEC-7-22-0117
163	Region VII - Talisay City		1	4,271.00	OSEC-7-22-0455		3	85,349.50	OSEC-7-22-0320	436	533,082.05	OSEC-7-22-0118
164	Region VII - Toledo City		1	4,271.00	OSEC-7-22-0456		3	85,349.50	OSEC-8-22-0321	414	531,312.58	OSEC-8-22-0120
165	Region VIII - Baybay City		1	4,271.00	OSEC-8-22-0457		3	75,522.73	OSEC-8-22-0322	1,302	1,068,315.06	OSEC-8-22-0121
166	Region VIII - Biliran		1,567	1,600,274.00	OSEC-8-22-0458		164	132,131.50	OSEC-8-22-0323	164	132,131.50	OSEC-8-22-0122
167	Region VIII - Biliran		6,510	5,499,009.00	OSEC-8-22-0459		117	162,315.10	OSEC-8-22-0324	220	96,468.07	OSEC-8-22-0123
168	Region VIII - Borongan City		1,567	1,600,274.00	OSEC-8-22-0460		10	297,533.88	OSEC-8-22-0325	2,015	1,486,176.46	OSEC-8-22-0124
169	Region VIII - Calbayog City		6,510	5,499,009.00	OSEC-8-22-0461		10	203,737.78	OSEC-8-22-0326	3,053	4,433,664.63	OSEC-8-22-0125
170	Region VIII - Catbalogan City		1	4,271.00	OSEC-8-22-0462		17	861,135.41	OSEC-8-22-0327	2,012	2,425,317.96	OSEC-8-22-0126
171	Region VIII - Eastern Samar		2	8,542.00	OSEC-8-22-0463		17	861,135.41	OSEC-8-22-0328	117	162,315.10	OSEC-8-22-0127
172	Region VIII - Leyte		3,740	3,652,196.00	OSEC-8-22-0464		1	41,485.38	OSEC-8-22-0329	541	687,437.50	OSEC-8-22-0128
173	Region VIII - Maasin City		277	255,871.00	OSEC-8-22-0465		3	85,349.50	OSEC-8-22-0330	1,298	1,471,362.36	OSEC-8-22-0129
174	Region VIII - Ormoc City		1,667	1,049,699.00	OSEC-8-22-0466		1	41,485.38	OSEC-8-22-0331	436	396,158.45	OSEC-8-22-0130
175	Region VIII - Northern Samar		555	591,180.00	OSEC-8-22-0467		3	85,349.50	OSEC-8-22-0332	578	663,443.88	OSEC-8-22-0131
176	Region VIII - Ormoc City		2	8,542.00	OSEC-8-22-0468		3	85,349.50	OSEC-10-22-0340	392	748,311.36	OSEC-10-22-0142
177	Region VIII - Samar (Western Samar)		3,740	3,652,196.00	OSEC-8-22-0469		3	85,349.50	OSEC-10-22-0341	186	133,901.17	OSEC-10-22-0143
178	Region VIII - Southern Leyte		277	255,871.00	OSEC-8-22-0470				OSEC-10-22-0342			OSEC-10-22-0144
179	Region VIII - Tacloban City		1,667	1,049,699.00	OSEC-8-22-0471				OSEC-10-22-0343			OSEC-10-22-0145
180	Region X - Cagayan de Oro City		2	8,542.00	OSEC-8-22-0472				OSEC-10-22-0344			OSEC-10-22-0146
181	Region X - Camiguin		663	1,617,986.00	OSEC-8-22-0473				OSEC-10-22-0345			OSEC-10-22-0147
182	Region X - El Salvador		894	867,194.00	OSEC-8-22-0474				OSEC-10-22-0346			OSEC-10-22-0148
183	Region X - Gingoog City		339	326,225.00	OSEC-8-22-0475		17	878,653.37	OSEC-10-22-0347	1,732	1,327,119.19	OSEC-10-22-0149
184	Region X - Iligan City		2	8,542.00	OSEC-8-22-0476				OSEC-10-22-0348			OSEC-10-22-0150
185	Region X - Lanas del Norte		894	867,194.00	OSEC-8-22-0477				OSEC-10-22-0349			OSEC-10-22-0151
186	Region X - Malaybalay City		339	326,225.00	OSEC-8-22-0478				OSEC-10-22-0350			OSEC-10-22-0152
187	Region X - Misamis Occidental		2	8,542.00	OSEC-8-22-0479				OSEC-10-22-0351			OSEC-10-22-0153
188	Region X - Misamis Oriental		894	867,194.00	OSEC-8-22-0480				OSEC-10-22-0352			OSEC-10-22-0154
189	Region X - Oroquieta City		339	326,225.00	OSEC-8-22-0481				OSEC-10-22-0353			OSEC-10-22-0155
190	Region X - Ozamis City		2	8,542.00	OSEC-8-22-0482				OSEC-10-22-0354			OSEC-10-22-0156
191	Region X - Tangub City		894	867,194.00	OSEC-8-22-0483				OSEC-10-22-0355			OSEC-10-22-0157
192	Region X - Valencia City		339	326,225.00	OSEC-8-22-0484				OSEC-10-22-0356			OSEC-10-22-0158

**List of Schools Division Offices Receipt of FY2021 & 2022 Learning Tools and Equipment Downloaded Funds**

FY2021

FY2022

No.	Region - Division	Technical Vocational Livelihood				Science and Math						
		SARO No. (MOOE)	Target Quantity (in pieces)	SARO Amount	SARO No. (Capital Outlay)	Target Quantity (in pieces)	SARO Amount	SARO No. (MOOE)	Target Quantity (in pieces)	SARO Amount	SARO No. (MOOE)	Quantity
193	Region XI - Davao City	OSEC-11-21-5491	2	8,542.00	OSEC-11-22-0465	12	759,266.52	OSEC-11-22-0350	907	884,041.16	OSEC-11-22-0155	1
194	Region XI - Davao De Oro		951	823,501.00	OSEC-11-22-0466	33	1,271,978.49	OSEC-11-22-0349	1,392	1,380,666.43	OSEC-11-22-0156	1
195	Region XI - Davao del Norte	OSEC-11-21-5492	1,837	1,300,115.00	OSEC-11-22-0467	1	41,485.38	OSEC-11-22-0352	869	951,700.51	OSEC-11-22-0157	1
196	Region XI - Davao del Sur	OSEC-11-21-5493	3	12,813.00				OSEC-11-22-0353	370	320,267.32	OSEC-11-22-0158	1
197	Region XI - Davao Occidental				OSEC-11-22-0468	3	85,349.50	OSEC-11-22-0354	186	133,901.17	OSEC-11-22-0159	1
198	Region XI - Davao Oriental				OSEC-11-22-0469	9	228,703.77	OSEC-11-22-0355	717	671,810.45	OSEC-11-22-0160	1
199	Region XI - Digos City							OSEC-11-22-0356	313	536,470.78	OSEC-11-22-0161	
200	Region XI - Island Garden City of Samal										OSEC-11-22-0162	
201	Region XI - Mati City		3	12,813.00				OSEC-11-22-0357	279	237,390.70	OSEC-11-22-0163	
202	Region XI - Panabo City		552	1,577,307.00				OSEC-11-22-0358	218	157,156.70	OSEC-11-22-0164	
203	Region XI - Tagum City	OSEC-11-21-5494			OSEC-11-22-0470	5	119,386.85	OSEC-11-22-03	661	522,249.41	OSEC-11-22-0165	
204	Region XII - General Santos City		1	4,271.00	OSEC-12-22-0471	3	85,349.50	OSEC-12-22-0361	240	159,926.37	OSEC-12-22-0167	
205	Region XII - Kidapawan City										OSEC-12-22-0168	
206	Region XII - Koronadal City										OSEC-12-22-0169	
207	Region XII - North Cotabato							OSEC-12-22-0362	609	553,709.61		
208	Region XII - Sarangani				OSEC-12-22-0472	23	546,749.32	OSEC-12-22-0363	1,291	1,259,096.36	OSEC-12-22-0170	1
209	Region XII - South Cotabato		720	745,074.00	OSEC-12-22-0473	3	85,349.50	OSEC-12-22-0364	303	296,216.27	OSEC-12-22-0171	1
210	Region XII - Sultan Kudarat		476	438,584.00	OSEC-12-22-0474	3	85,349.50	OSEC-12-22-0365	1,637	1,865,653.13	OSEC-12-22-0172	
211	Region XII - Tacurong City										OSEC-12-22-0173	
<b>TOTAL</b>			<b>155,234</b>	<b>157,752,891.00</b>		<b>2,309</b>	<b>67,521,000.00</b>		<b>195,915</b>	<b>213,928,000.00</b>		<b>1,305</b>